





Exit Slip Templates

Exit Slip	
Name: _____	Date: _____
Objective:	

Response:	

Stop-Save-Start	
As I think about my performance, here is one thing I will ...	
Stop:	
Save:	
Start:	
Name: _____	

Exit Slip	
Name: _____	Date: _____
Response:	

Observations	
Name: _____	Date: _____
I saw today...	
This made me think...	
Now, I wonder...	

Name: _____

5 Things I Know About _____

- 1.
- 2.
- 3.
- 4.
- 5.

Name: _____

Question of the Day:

Response:

Name: _____

Assignment:

Example:

Example:

Example:

Name: _____

Reading Selection:

Text-to-Self Connection:

Text-to-Text Connection:

Text-to-World Connection:

Blank Exit Slips

Name: _____

Name: _____

Name: _____

Name: _____

Exit Slips

Name: _____

Date: _____

Reading Selection:

Connections I Made

To Myself:

To Another Text:

To the World:



Name: _____

Date: _____

Get the Gist

Gist of First Section:

Gist of Second Section:

Gist of Third Section:

Gist of the Fourth Section:

*On the back,
summarize today's
learning.*



Exit Slips

Name: _____

Date: _____

Reflection

I am really good at...

I need more practice with ...



Name: _____

Date: _____

Goal-Setting

One goal I have for myself is ...

Steps I plan to take to reach my goal are...

Progress Checkpoints...

- 1.
- 2.
- 3.



Exit Slips

Name: _____

Date: _____

Key Word:

Definition:

Illustration:

Word in Context:



Name: _____

Date: _____

Predictions

I think...

What happened...

Now I think...



Exit Slips

Name: _____

Date: _____

Be a Word Wall Mindreader

Clue One:

This word is a word on the word wall.

Clue Two:

Clue Three:

Clue Four:

Clue Five:

This word would fit in the following sentence:



Name: _____

Date: _____

Scientific Method

Ask a Question:

Do Background Research:

Construct a Hypothesis:

Conduct an Experiment:

Analyze Data and Draw a Conclusion:

Communicate Your Results:



Blank Exit Slips

Name: _____

Date: _____

Name: _____

Date: _____

Exit Slip

Elaborate on the vocabulary words that we learned today. Choose one Elaboration Strategy to explain the word's meaning.

Word:	Elaborate:
Word:	Elaborate:
Word:	Elaborate:

Name: _____

Elaboration Strategies

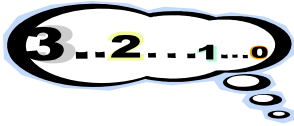
- Give an example of the word
- Give a non-example of the word
- Create clues about attributes of the word – students guess
- Create a question about the word – students guess
- Create a simile or metaphor using the word
- Use the word in a different way from the original text
- Give synonyms for the word
- Give antonyms for the word
- Create a short story together using the words
- Draw a quick picture or symbol of the word
- Explain how the word relates to your life
- Give additional information about the word (more facts)
- Paraphrase what the word means
- Create a different sentence for the word
- Explain how this word relates to the world currently

Exit Slip

Summary of Chapter, Section, or Book:

Picture of Learning:

Exit Slips



COUNTDOWN BY _____

3 things I know about...

2 questions I still have...

1 thing I will do...

Name: _____ Date: _____



Power Question

Congratulations! You have the honor of creating a power question from today's lesson. Create a higher order question for the class to answer tomorrow about today's lesson.

Exit Slips



Name: _____ Date: _____

Learning Frame

Today I learned about _____ with my class.

The tricky part is _____,

but it helps when I _____.

It's important that I know this because

_____.



Name: _____ Date: _____

Possible Quiz Question	Answer

Exit Slips



Name: _____ Date: _____

The Important Thing


The important thing about _____
is that _____.

Supporting Detail #1: _____

Supporting Detail #2: _____

Supporting Detail #3: _____

But the most important thing is _____



Name: _____ Date: _____

Quick Draw of _____

Exit Slips

Self-Evaluation			Daily Outcome
I Got It!	I Sort-Of Got It!	I Didn't Get It YET!	
<input type="checkbox"/>	<input type="checkbox"/>	<input type="checkbox"/>	
Demonstrate or Explain:			
Name: _____ Date: _____			

Name: _____ Date: _____
<i>Simile Summary</i>
A _____ is like a _____ because...


Blank Exit Slips

Name: _____ Date: _____

Name: _____ Date: _____

Windowpane – Note-Taking

Name: _____ Date: _____

Important Words and Definitions	
Important Dates	Important Events
Summary of Learning	Rating of my learning:  Questions I Have

Interview Time
Verbal Closure

Person A: _____ Person B: _____	Topic: _____ Date: _____
<p style="text-align: center;">Person A's Responses:</p> <ul style="list-style-type: none"><input type="checkbox"/> What was the most important idea in today's lesson? <input type="checkbox"/> What was an important detail in today's lesson? <input type="checkbox"/> What questions do we need to ask so that we can better understand the information? <input type="checkbox"/> What personal connections were made in today's lesson? <p style="text-align: center;">Most profound statement made during this interview:</p>	<p style="text-align: center;">Person B's Responses:</p> <ul style="list-style-type: none"><input type="checkbox"/> What was the most important idea in today's lesson? <input type="checkbox"/> What was an important detail in today's lesson? <input type="checkbox"/> What questions do we need to ask so that we can better understand the information? <input type="checkbox"/> What personal connections were made in today's lesson? <p style="text-align: center;">Most profound statement made during this interview:</p>

Potential Exits to Wrap Up the Learning and Check for Understanding One More Time:

Summary of what I learned...

The most important things to understand about _____ are...

This concept is related to these other concepts...

Remember to ... when solving this math problem...

The main idea of _____ is...

The word _____ means...

Choose 1 event from your reading to elaborate...

Illustrate what you learned or visualized while reading...

Solve this problem...

Give an example of how one of event from the reading supports our theme of _____.

I'm beginning to wonder...now that I have learned....

Some examples of _____ are...

In my opinion...

I believe _____ is beneficial/harmful/dangerous because...

I think _____ is necessary/unimportant because...

I feel _____ is important because...

I used to feel/believe _____, but now I feel/believe _____ because...

Here is a possible way to solve the following problem...

Some details that I learned today are...

I have the following questions that should help me understand _____ better.

I made a personal connection with _____ because...

Multiple Intelligence Exit Card

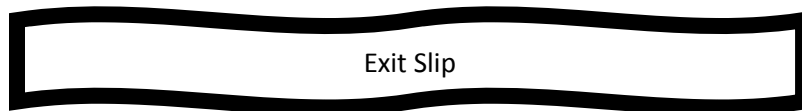
PURPOSE: To wrap up learning and seal it in the child's own comfort zone, or multiple intelligence.

Have student's choose one of the following ways to process or encode the day's learning based on ONE of their top strengths.

Verbal Linguistic	Write three things you learned OR Write a summary of the lesson or reading
Logical Mathematical	Create an outline of today's learning OR Design a timeline sequencing the events of today's learning
Visual Spatial	Illustrate or create a diagram about today's learning OR Create a mind map of today's learning
Musical Rhythmic	Create a rap containing the most important facts from today's learning OR Write a poem explaining the key points from today's learning
Bodily Kinesthetic	Create a cheer or rap with movements that go along with the words to what you learned from today's lesson. OR Role-play the key event in today's lesson
Interpersonal	With a partner, conduct an interview of today's learning OR With a partner, hold a debate about today's learning
Intrapersonal	Create a goal for you to personally implement based on today's learning OR Write a Dear Diary entry about how you feel about today's lesson.
Naturalist	Explain how today's learning might have an impact on the earth, animals, and/or human beings OR Make an analogy between today's learning and the world

Exit Slip

3	Things I Learned Today ...
2	Things I Found Interesting ...
1	Question I Still Have ...



Topic:

Name (first & last):

Date:

Teacher:
